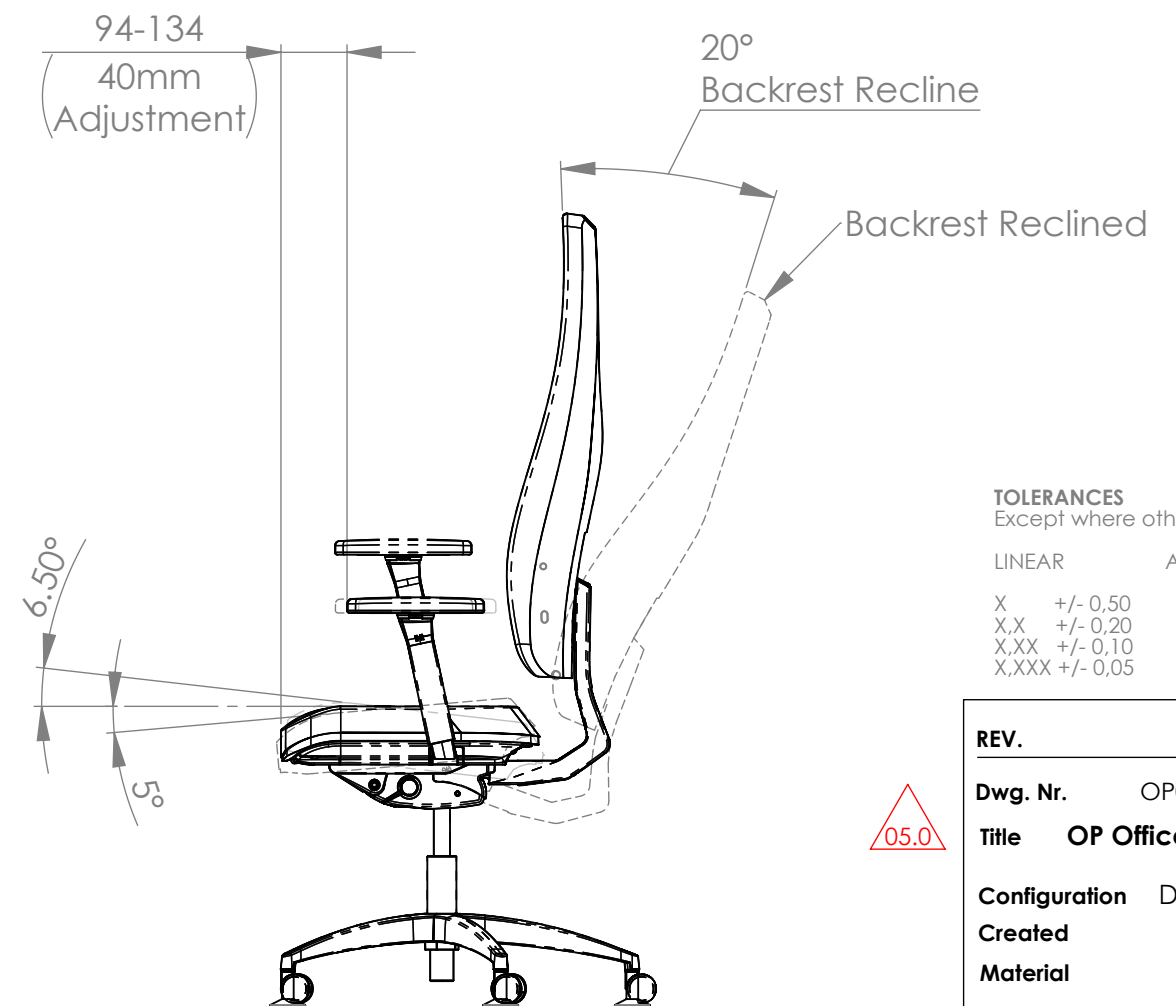
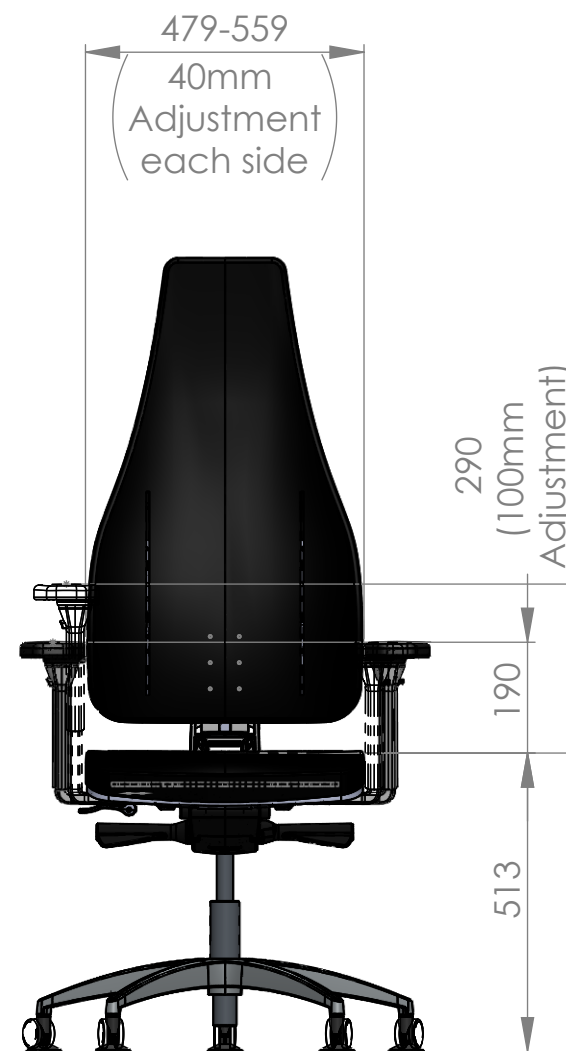


DETAIL A - FEET OPTIONS  
SCALE 1 : 5

- Notes:
- Chair castor wheels are optional.
  - Main dimensions are of chair with the Glider feet' (shown).
  - Castor wheels reduce the sitting height by 6mm.



**TOLERANCES**  
Except where otherwise stated

LINEAR		ANGULAR	
X	+/- 0,50	X	+/- 0,50
X,X	+/- 0,20	X,X	+/- 0,20
X,XX	+/- 0,10	X,XX	+/- 0,10
X,XXX	+/- 0,05	X,XXX	+/- 0,05

REV. 05.0

Dwg. Nr. OP01\_Ergonomics

Title OP Office\_Ergonomics

Configuration Drawing View 2

Created 27/03/2015

Material SEE PART FILES

Finishes NA

**alu**  
A better seat

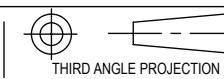
Alu Design & Services AS  
Skibaasen 20A. 4636 Kristiansand  
www.alu-design.no

REVISIONS		
REV.	DESCRIPTION	DATE
01.0	Released for illustration	04.05.2015
02.0	Update information on drawing	24.06.2015
05.0	Change drawing number to ALU-OP01	21/09/2015
04.0	Dimensions updated to reflect full ergonomic movement	29/09/2015
05.0	Assembly Name & Drawing No. updated, was ALU-OP01	9/11/2015

ACORN  
DESIGN

These drawings and specifications are the property of Alu Design & Services. They are issued in strict confidence and shall not be reproduced, copied, or used as the basis for manufacturing or sale of apparatus without written permission

Unless otherwise specified  
dimensions are in millimeters



NAME DATE  
Saved KP 10/11/2015

SCALE:1:13  
SHEET 1 OF 1

A3