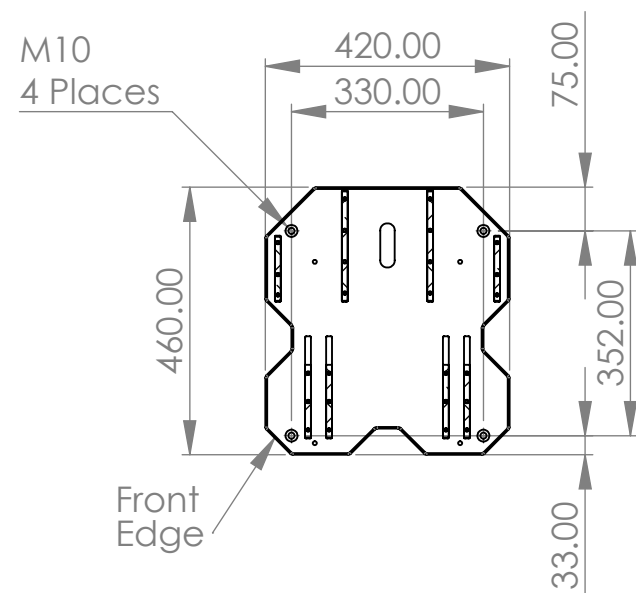
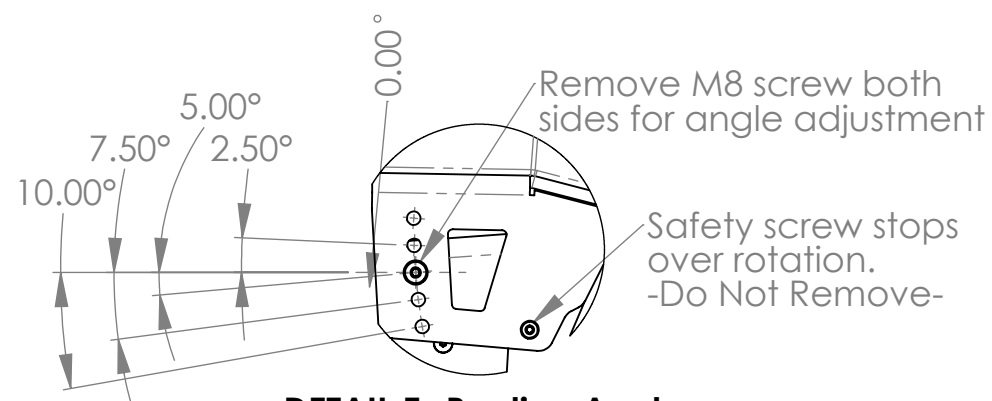


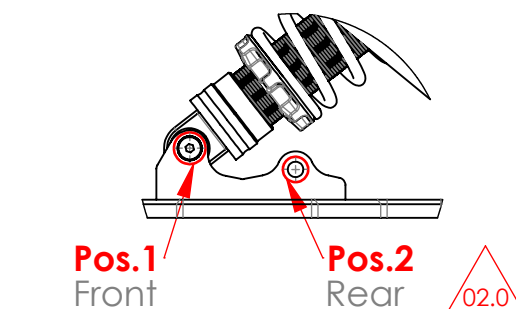
PLAN VIEW



SECTION A-A



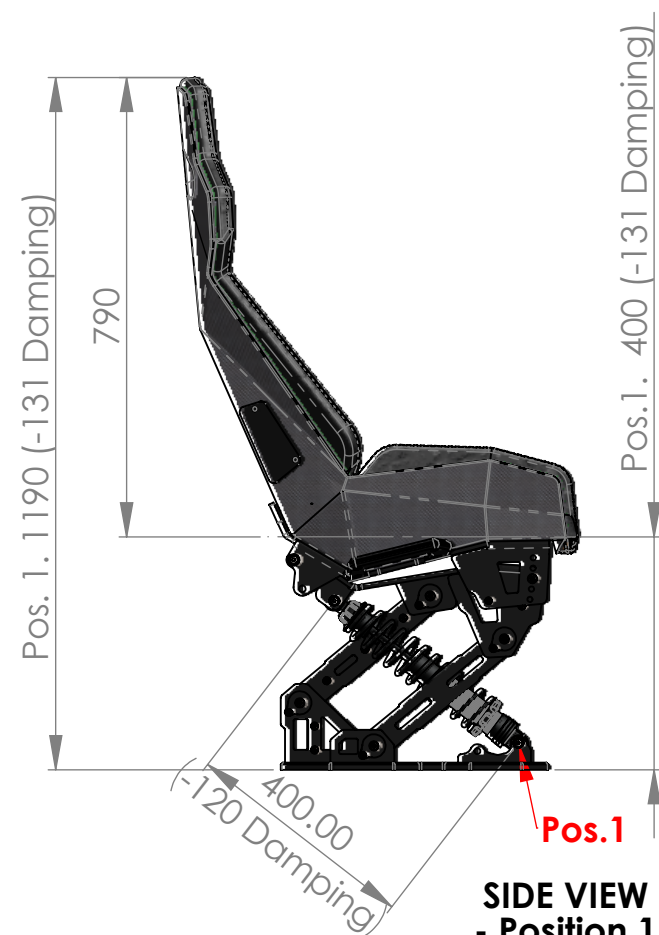
DETAIL E - Recline Angles
SCALE 1 : 5



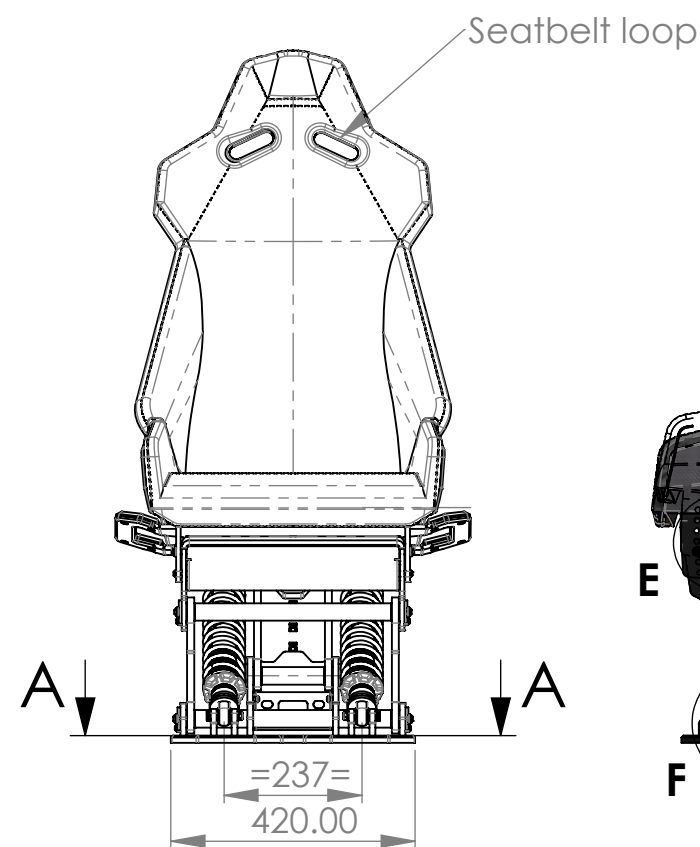
DETAIL F - Height Positions
SCALE 1 : 5



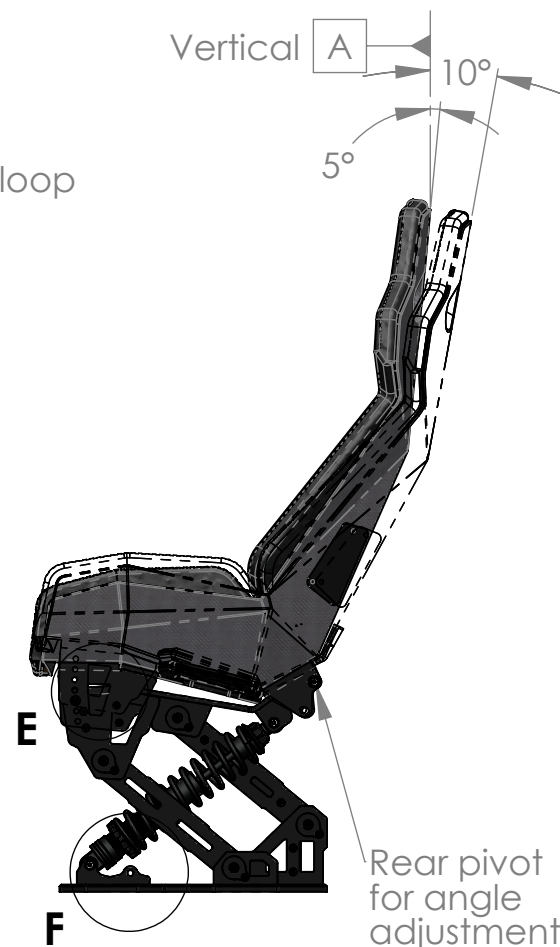
PERSPECTIVE VIEW



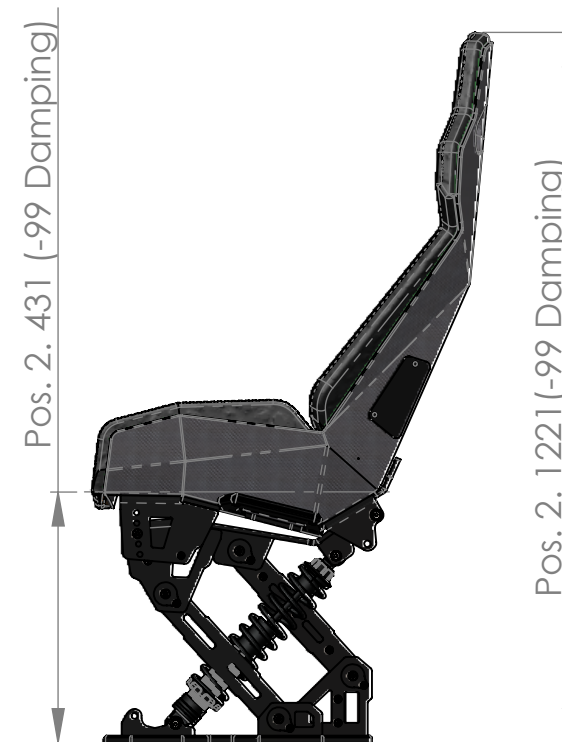
SIDE VIEW
- Position 1



FRONT VIEW



SIDE VIEW
-Seat Recline



SIDE VIEW
-Position 2

TOLERANCES
Except where otherwise stated

LINEAR		ANGULAR	
X	+/- 0,50	X	+/- 0,50
X,X	+/- 0,20	X,X	+/- 0,20
X,XX	+/- 0,10	X,XX	+/- 0,10
X,XXX	+/- 0,05	X,XXX	+/- 0,05

REV.	02.0
Dwg. Nr.	3000 FC
TitleBucket Seat (no Armrests)	
Configuration	3000 FC (Low Pin)
Created	18/01/2016
Material	SEE PART FILES
Finishes	SEE PART FILES



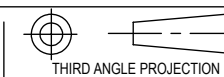
Alu Design & Services AS
Skibaasen 20A. 4636 Kristiansand
www.alu-design.no

REVISIONS		
REV.	DESCRIPTION	DATE
01.0	Drawing Released	19.05.2016
02.0	Height positions updated, Rear hole removed.	19.08.2016



These drawings and specifications are the property of Alu Design & Services. They are issued in strict confidence and shall not be reproduced, copied, or used as the basis manufacturing or sale of apparatus without written permission

Unless otherwise specified
dimensions are in millimeters



NAME DATE
Saved MAE 19/08/2016

SCALE:1:13
SHEET 1 OF 1

A3