



Seat Innovation

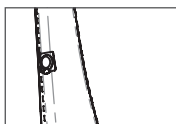
OPL User Manual

© Seat Innovation | Buråsen 42, 4636 Kristiansand, Norway
info@seatinnovation.no
www.seatinnovation.no

USER MANUAL

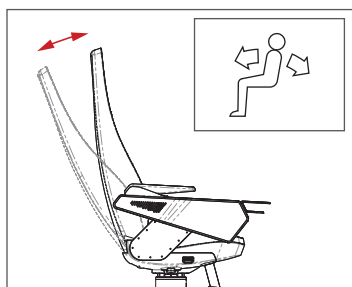
OPL

OPTIONAL MICROPHONE



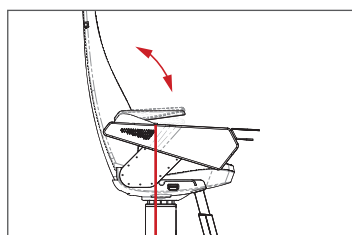
BACKREST RECLINE

Lift lever and push backwards to recline backrest.



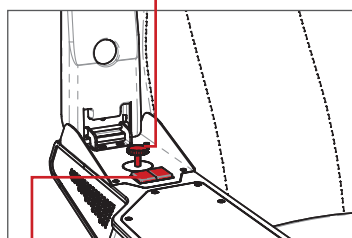
ARMREST ANGLE ADJUSTMENT

Lift armrest then screw support up or down to achieve required angle.



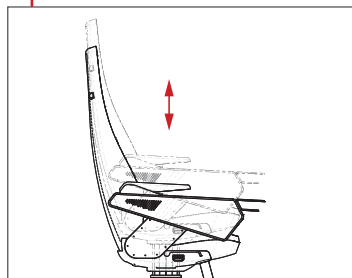
CONTROL PANEL UNDER ARMREST

Lift armrest to adjust armrest angle and chair height.



CHAIR HEIGHT ADJUSTMENT UP AND DOWN

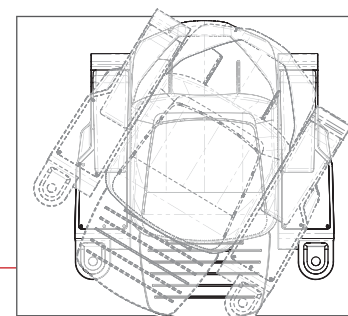
Lift armrest and operate switch.



**Seat
Innovation**

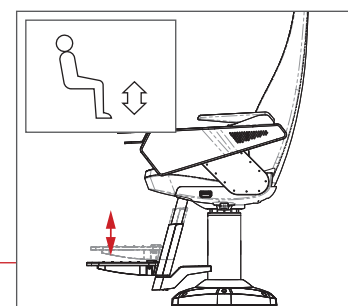
LOGO

Option to have customer logo stitched to the back or front of the chair seat.



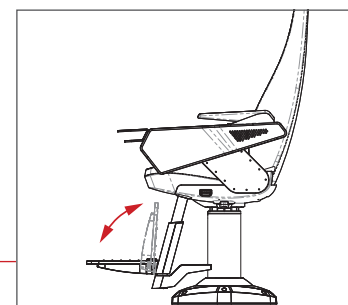
CHAIR ROTATION

Press on lever to rotate seat. Seat locks at 90° intervals.

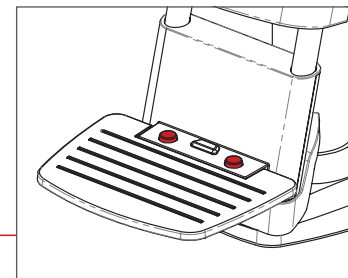


FOOTREST ADJUSTMENT

Lift the lever and press footrest down or let the gas strut lift the footrest to the desired position.



Footrest can be tilted upwards 90°, and remain in upright position.



OPTIONAL FOOTREST BUTTONS

For more detailed information please refer to installation and user manuals that follow every chair delivered. Please maintain the seat upholstery with mild detergents or as recommended.